



THE HOOD SCOOP

July 2025

Repair on New Gen GTO Bumper

by Chris Winslow

Gateway GTO
Association



We have not had any tech articles recently so I thought this might be a good month for a new one.

As those of you with the new GTO's know, a weak spot on the body is the front bumper cover. Specifically there are small tabs molded into the bumper cover that clip into brackets that are fastened to the front fenders. These tabs are supposed to snap into the brackets to hold the bumper cover securely to the front fenders.

Unfortunately, the tabs, particularly the ones that clip into the bracket at the leading edge of the fender, are a bit fragile and tend to get broken if the bumper is removed for any reason. Once broken, they can be difficult to get fixed.

In my case, my tab on the passenger side has been broken for a number of years. I had tried a few years ago to fix it with a combination of some 3M epoxy and a home made bracket secured with some rivets. Unfortunately, that repair did not work. The photo above shows what it looked like after that repair.

While we were at the GTOAA convention this year, I was talking to Doug Warble, our GTOAA tech advisor for the New Gen cars (and also the lead tech advisor for GTOAA). He showed me a U-Tube video where somebody was fixing bumper tabs on a late model GTO using a new repair kit manufactured by a company call JT Spec out of Australia. This new kit comes with

INSIDE THIS ISSUE:

GTO Bumper Repair	1
The Presidents Scoop	7
Calendar	15
GTO Marketplace	16
GGTOA Info Page	17



THE HOOD SCOOP

Repair on New Gen GTO Bumper

metal plates to repair the tabs on the bumper so that they will once again lock into the bracket on the fenders.

I decided to give it a shot, so when I got home from the convention, I ordered a kit from JT Spec. The kit was \$48 and the shipping from Australia was a very reasonable \$14. It took about 2 weeks for it to arrive. The kit includes 4 repair plates. One for the front tab on both sides and one for the bottom tabs on both sides.

The idea of these metal plates is to epoxy them onto existing tabs to help repair them and, as I found out as I worked with them, also to add some thickness to the tabs, so that they stay more securely locked into the brackets.

The epoxy recommended by JT Spec for this repair is JB Weld 50139 Plastic Bonder Body Panel Adhesive. JT Spec also offered that on their web site, but it was much cheaper to buy that on Amazon domestically.



In preparing for the repair, it occurred that I may need a good solvent to clean the bumper tab and repair plate before applying the epoxy. My first thought was alcohol. That turned out to be a bad thought! I checked the JB Weld website and they recommended either acetone or lacquer thinner. In addition, they specifically stated NOT to use Alcohol as it would weaken the bond. Since I did not like the idea of having lacquer thinner anywhere near the GTO, I went with the acetone. (I picked that up at Home Depot). I also had some sandpaper handy to rough up the surfaces before bonding..

With all the supplies in hand, it was time to give it a shot. The removal of the front bumper is fairly easy. There are a total of 7 screws to remove. The balance of the bumper attachment is via the tabs and brackets.

The first screws to remove are the three screws that secure the top of the bumper cover to the front of the core support. There is not much to this. They are three Phillips screws and, in my case anyway, they came right out. Next there are two screws on each side of the bumper

Repair on New Gen GTO Bumper

that secure the bumper cover to the fender liners. Again, these are some simple Phillips screws. For these I used a small ratchet that accepts bits along with a Phillips bit. That way I did not have to remove the front wheels.



Once these 7 screws were out, the only thing left holding the bumper to the car are the tabs and brackets. In my case, I wanted to be particularly careful with the tab on the drivers side front, since that one is still OK on my GTO. The trick, if there is one, to try to protect these front tabs is to push on the bumper towards the rear of the car while, as gently as possible, pulling the bumper cover off the brackets. I was successful in removing the bumper without breaking anything.

With the bumper off the car and setting on a moving blanket to protect the paint, it was now time to get a look at how my previous repair had held up. It was still intact, as it turns out, but it was not apparently enough to keep the bumper tab from working out of the bracket (as seen in the earlier photo).

After looking my previous repair over, I decided that the repair in the corner of the tab that had been made with the 3M material was still intact and should stay. The metal patch that I had made, while still in place, was clearly going to interfere with the new repair plate, so it had to go. Fortunately, I had secured that with rivets only, so it was just a



Repair on New Gen GTO Bumper


matter of gently drilling out the rivets and pulling off the old repair plate.

With the old repair out of the way, it was time to size up the location for the JT Spec repair plate. One decision was where to place the plate. I think the intent of the design of the plate is to place it on the forward side of the tab on the bumper, but there are some other molded details that really interfere with that, so I decided to place it on the rear side of the tab. (This was also the conclusion that the person that did the video came to on these plates.)




The plate includes tabs for extra stability and strength of the repair, so I bent those just slightly so that they were contacting the inside of the bumper cover. What does not show well in this photo is that the tab on the bumper is actually broken on the left side of the hole. So, this repair plate will provide a means to re-secure that tab in the original location and hold it firmly in place.

With the part dry fitted, I did some light sanding to rough up the surfaces and then cleaned everything with the acetone. Next up was to mix up some of the JB Weld. You would think the dual syringe set up would make that fairly easy, but as it turns out the two parts did not initially come out in equal amounts. (I think there was an air bubble). It went better on the second attempt. I mixed the two parts with a stick (a small stick is provided with the JB Weld). I then used that stick to butter up the parts and then added more JB Weld over the tabs and to form a fillet for increased strength. I then used a small clamp and a small pair of Vice Grips to hold it in place while the epoxy cured.



Repair on New Gen GTO Bumper

The resulting repair was actually not very pretty. I think if I ever do it again, I might try a different application method. The material did set up rather quickly. In my case, however, I had some other projects underway and did not actually get back to installing the bumper until the next day. By then the repair plate was solidly in place on the tab.



What I decided to do next was not shown in the U-Tube video. In my case, I had a spare bracket in my parts inventory so I pulled that and spent some time custom fitting it to the repaired tab. What I found was that with the repair plate in place, the thickness of the tab had increased. In addition, these repair plates appear to be laser cut. Because of that, they have very crisp edges. That edge on the repair plate was catching the two guides that press the tab into the clip on the bracket, causing it to want to hang up on the way in. To address this, I used a file to put a bit of a chamfer on the repair plate and also slightly adjust the leading edge of the guides on the bracket.

With these slight tweaks to the repair and the bracket, I was done with the repair of this tab. I decided not proceed with a repair of any of the other tabs, since they are all working OK. So, it was time to put it back together.

I started with the drivers side so that I could be as careful as possible with the tab on that side. Once that side was back in and solid, I moved over to the repaired side. The bottom tabs snapped right in as usual. On the repaired tab, it took one pretty firm push to get it snapped into position. Taking the bumper off again would probably take a fair amount of persuasion on this repaired tab, so I hope I don't ever need to do that.

The results were excellent. For the first time in many years, that front bumper is properly in place on the passenger side of the car. See the photos on the next page for the before and after images..

Repair on New Gen GTO Bumper



Presidents Scoop

The President's Scoop

By Chris Winslow

With July winding down, we have a number of things on the Calendar for August and September.

First up is the Poker Run that Will and Donna Bowers have planned on August 23rd. I have a flyer for that included in this newsletter. The event starts at the west end of the Chain of Rocks Bridge and then heads into Illinois for multiple stops, ultimately ending up at the Ariston Café in Litchfield. We will have more details on the event as it gets closer, but for now plan to save the date!

Looking a little farther ahead, we have the September Wheels In Motion Car show on the 6th. There were a lot of cars and even more spectators at the Spring show we held in May, including lots of children. So, this should give us a great customer base for the raffle we are going to have at the fall show. As such, please continue to gather great raffle prizes for the event. If you need some flyers to help when requesting prizes, please just let me know. Also, please save the date for this too as we will need help to cover the parking lot duty, the raffle, and also 50/50.

Next up in September will be our annual All Pontiac Show at the Pontiac Museum on the 19th through the 21st. For this year only, we are going to move our traditional Friday evening dinner to Bob and Ringo's Grill and Smokehouse. We will need to get a headcount for that to coordinate with the restaurant, so I will be reaching out shortly to see who is planning to attend. Alan Finkenbinder and Dave Sullivan have been working on our Saturday cruise for the weekend so expect that to be a blast like always. We are about due for a nice weekend weather wise, so keep your fingers crossed!

Finally, as I noted last month, 2025 is an election year for Gateway, so we are looking for some candidates for the officer positions. If you are interested for any of those positions or have some questions about what is involved, please give me a call.





Gateway GTO Meeting Minutes



Minutes 7/3/25

7:00 PM – Meeting Start – No new members in attendance.

Old Business

Steve Hedrick talked about Pontiacs at Pidgeon Forge. Large turnout. There were 100 cars in the cruise. It was an excellent event. All proceeds go to St. Jude.

We had no members in attendance at the Bob Orr Memorial car show or the Kimmswick Father's day show.

Chris Winslow talked about the St. Thomas UCC chicken dinner. Gateway had multiple tables of people. The food was excellent.

Steve Hedrick talked about GTOAA convention in Kingsport, TN. We had 45 members at the event. Chris Winslow brought in a slide show. Earl Lewis won the Tom Foster award. Gateway had 5 award winners at the show. Tom Oxler is stepping down from GTOAA. Captain Rat and Blind Rivets was unable to make the convention, so the band Song of the South stepped in and did a fine job at the party. The 2026 convention will be in Loveland, Colorado. John Johnson mentioned that Tom Szymczyk is stepping down from the board and Monica Hooten is taking his spot. The new popular vote system resulted in a really quick awards ceremony. Lucas Hedrick helped to streamline things.

7:20 – New Business and Upcoming Events

7/18-7/20 – Tri Power Nationals

8/16 – Woodward Dream Cruise

9/6 – Wheels in Motion Fall Car show – need to start putting together raffle items.

9/19-9/21 – Pontiac Regional Event in Pontiac, Illinois.

Marty Howard proposed a possible cruise to the Skyview Drive-In in Belleville in August.

There was talk of a possible poker run.

7:30 – GTOAA

Chris Winslow talked about this being an election year for Gateway GTO.

Steve Hedrick talked about the 2026 convention in Loveland, Colorado. It will be at the Embassy Suites

Chris Winslow will be taking Tom Oxler's spot on the board of GTOAA.

7:36 – Tech

Steve Hedrick had a trailer tire blow out on the way to the convention.

Chris Winslow's Acadia has a loose bumper that needed attention.

7:44 – Club Personals

Brian and Amy O'Sullivan are still accepting donations to their Pedal the Cause campaign.

[Amy O'Sullivan - Pedal the Cause](#)

[Brian O'Sullivan - Pedal the Cause](#)

7:48 – Motion to Adjourn by Brian O'Sullivan, seconded by Steve Hedrick.

50/50 of \$38 won by Barb Lewis



Gateway GTO Poker Run 2025

23 August 2025

Poker Run Stops:

- Chain of Rocks Bridge - Meet at 10:00, Depart at 10:30
- Neon Lights Park - Granite City
- Luna Café - Mitchell
- West End Service Station - Edwardsville
- Henry's Rabbit Ranch - Staunton
- Shell Gas Station - Mount Olive
- Route 66 Museum - Litchfield
- Ariston Café - Litchfield



Trophies for:

- Pastor's Choice
- Kids Pick
- And More....

YOUR NAME
PRIZE RAFFLE
BY THE
GATEWAY GTO
ASSOCIATION

!!! WE HAVE MOVED !!!

29TH BI-ANNUAL

Walter F. Phillips Memorial Old Cars Against Cancer

Sno-Cones
by the St. Louis Gateway
Buick Club of America

**Food &
Drinks**

Wheels in Motion Day

**Saturday, Sept 6th, 2025
9 am to 2 pm**

**All Proceeds Benefit Children in their
Fight with Cancer**

**nc
cs** The
National
Children's
Cancer
Society

2900 Frank Scott Parkway, Ste 928
Belleville, IL 62223
(314) 241-1600
www.thenccs.org

church on the rock

900 Birdie Hills Rd, St. Peters, MO 63376

CAR REGISTRATION: \$25 PER CAR AT EVENT
FIRST 150 CARS RECEIVE A COMMEMORATIVE DASH PLAQUE

SPONSORS ↓ SPONSORS ↓ SPONSORS ↓ SPONSORS ↓ SPONSORS ↓ SPONSORS

CHUCK-A-BURGER
St. Louis, Mo.
DRIVE-IN • RESTAURANT
9025 St. Charles Rock Road
St. Louis, Missouri 63114
RON STILLE
428-5009 • 427-9524
St. Louis Only Drive-in
with Full-Time Curb Service

GERLING & SONS, INC.
No Job Too Small
2905 Woodson Rd. Keith
Overland, MO 63114 (314) 428-9933
gerlingandsons@yahoo.com Fax: (314) 428-7265

**PWC PORTABLE
WATER
(CLOSET)**

**GATEWAY
GTO
ASSOCIATION**

**FIRST CAPITOL
CLASSICS**

**GATEWAY CHAPTER
Buick
CLUB OF AMERICA**

For more details, call
Elliott (314) 605-0225 or
Sharon (314) 640-9094

<http>

**Dave's Auto
&
Pro-Formance**

(314) 426-5181

Brakes-Suspension-Tune up-Performance Upgrades-AC/Heat
Repair-Tires/Wheels-Engine (Repair, Replace, Rebuild)
Check Engine Light-Anything pertaining to automotive repair
3333 Lockland rd. Overland, MO 63114

HANDY AUTOMOTIVE, INC.
Independent CARQUEST Store

We have real Parts People

Chad
Dave
David
Jim
Kevin

**CARQUEST
AUTO PARTS**

11720 Dorsett Rd T 314.291.4666
Maryland Heights, MO 63043 F 314.291.5049
service@carquestofmarylandheights.com

Please, No Alcoholic Beverages Allowed!! **A cooperative event of St. Louis Area Car Clubs**

For Fun Come to the Fourteenth Annual... **GTOAA REGIONAL ALL PONTIAC CRUISE AND SHOW**

proceeds benefit the Pontiac-Oakland Museum

Hosted by the...

Heart of Illinois GTO Club

Gateway GTO Club

Pontiac, Illinois - **Entertainment, Tours, Show, Cruise, Fun & More**



September 20 - 21, 2025

For Information Contact :

Chris Winslow

636-294-8104

chriswinslow@charter.net

Brian Sorensen

630-991-1465

bsorensen1@comcast.net

both days \$30 Sunday only \$20

for registration & info, see www.gatewaygto.org

Saturday • Private Collections • Tour

• Entertainment • Concert in the Park

Sunday • All Pontiac Car Show

• Expanded Classes • Special Displays

Hotels

• Hampton Inn 815-844-4400

• Quality Inn 815-844-4444

• Super 8 815-844-6888

• Best Western 815-842-2777

Pontiac-Oakland Museum • 205 N. Mill Street - Pontiac, Illinois 61764 • Phone - 815-842-2345 • www.pontiacoaklandmuseum.org



THE HOOD SCOOP

GATEWAY GTO ASSOCIATION

Membership/**Renewal** Form

(Please print clearly)

☐ New

☐ Renewal

☐ Returning

Name: _____ Date: _____

Associate Name (Spouse/Significant Other): _____

Address: _____

City, State, Zip: _____

Home Phone: () _____ Cell Phone: () _____

E-mail Address: _____

Occupation: _____

Year & Body Style of Car(s) **ALL PONTIACS:**

Auto related interests, hobbies or talents:

GTO Association of America membership number: _____

GTO Association of America membership renewal date: _____
(found on address label of *Legend*)

PLEASE FILL IN ALL FIELDS

And mail to:

Will Bowers, Treasurer
Gateway GTO Association
4213 Napa View Lane
St. Charles, MO 63304

Membership dues are \$20.

You are allowed one associate member (spouse, significant other, etc.).

All Gateway GTO Members must also be members in good standing with GTOAA

Go to WWW.GTOAA.ORG to join or renew GTOAA membership



Gateway GTO

Membership Renewal

Gateway GTO Dues for 2025 are \$20 and are due by the annual Gateway GTO Pizza Party.

- Send dues to Will Bowers by mail or pay in person at the Next Meeting
Will's Address:
4213 Napa View Lane
St. Charles, MO 63304
- In order to Renew with Gateway GTO, members must be members in good standing with GTOAA.

Contact Chris Winslow if you have any questions on renewing your Gateway GTO membership



GTOAA Membership Renewal

GTOAA Dues are to be paid directly to GTOAA

- Do not send GTOAA dues to Will Bowers. Instead renew directly with GTOAA by mail or at www.gtoaa.org.
- All Gateway GTO Members must be GTOAA members in good standing.
- Please contact GTOAA Chapter Representative Steve Hedrick with any questions:

Steve Hedrick Contact Info:

Phone: 314-640-4020

Email: sthedrick@aol.com



2025 GATEWAY GTO CALENDAR OF EVENTS

August

- 7 - GTO MEETING 7PM at Gingham's
- 9 - Diode Dynamics Open House and Car Show - 12pm to 3pm, 3870 Millstone Parkway, St. Charles
- 16 - Woodward Dream Cruise - See website for details
- 23 - Gateway GTO Poker Run - Meet at the west side of the Chain of Rocks Bridge at 10:00. See flyer in this newsletter for details
- 30 - O'Fallon Elks Lodge Car Show - 9am - 2pm - 1163 Tom Ginnever Ave
- 31 - St. Louis Independent Car Klub Car Show at the Harvester Lions Club - See website for details

September

- 4 - GTO MEETING 7PM at Gingham's
- 6 - Wheels In Motion Charity Car Show and Raffle - 9am to 2pm at Church on the Rock in St. Peters
- 13 - Wheelin' & Healin' Car Show - Jacksonville Arkansas—See website for details
- 19-21 - All Pontiac Car Show at the Pontiac Museum - See Flyer and website for details

SEE THE FULL CALENDAR AT WWW.GATEWAYGTO.ORG

Gateway GTO Classifieds

For Sale:

1990 Buick Riviera

Color: Burgundy

Milage: 95,000

Contact Joe Mayweather if interested at 314-210-7391

(314) 838-5533

Jon's Tri-Power Service

Jon F. Havens
Owner

126 Afshari Drive
Florissant, MO 63034
jfhavens@sbcglobal.net

(314) 496-7368

Jonathan's Q Jet Service

Jonathan Havens

13 Shamblin Dr.
Florissant, MO 63034


Lewis Insurance Agency
W Earl Lewis
LUTCF, CIC, CSP, CSG
636-219-4932
Welewis1949@gmail.com

The HAGERTY Guy

Image of a red classic car with its hood open.

CustomAutoApparel.com

[Gateway GTO Club Store](#)



GATEWAY GTO ASSOCIATION OFFICERS

President

Chris Winslow
644 Emge Road
O'Fallon, MO 63366
636-294-8104
chriswinslow@charter.net

Vice President IL.

Dan Jackson
P.O. Box 234
Greenville, IL 62246
618-267-1760
dajalji@gmail.com

Secretary

Amy O'Sullivan
2576 Westrick Drive
Maryland Heights MO 63043
314-225-7241
pooky1891@gmail.com

Photo Album Editor

Laura Kiefer
70 Keystone Drive
Old Monroe, MO 63369
1977kieferla@gmail.com

Web

Chris Winslow
644 Emge Rd.
O'Fallon MO 63366
636-294-8104
chriswinslow@charter.net

Charity Chairman

Bob Blattel
4564 Austin Knoll Court
St. Charles MO 63304
636-441-3141
bob@blattels.com

Vice President Mo

Brian O'Sullivan
2576 Westrick Drive
Maryland Heights MO 63043
314-225-7240
bosullivan@hunter.com

Treasurer

Will Bowers
4213 Napa View Lane
St. Charles, MO 63304
618-791-3110
wwbdsb@yahoo.com

GTOAA Chapter Rep.

Steve Hedrick
3676 Morgan Way
Imperial, MO 63052
314-640-4020
sthedrick@aol.com

Club Events Chairman

Marty Howard
7 Newcastle CT
St. Charles MO 63301
636-724-8641
nycgto@att.net

Newsletter Editor

Chris Winslow
644 Emge Rd.
O'Fallon MO 63366
636-294-8104
chriswinslow@charter.net

Photographer

Chris Winslow
644 Emge Rd.
O'Fallon MO 63366
636-294-8104
chriswinslow@charter.net

Advertising Guidelines

Classified ads are free to members. Classified ads up to 50 words for non-members are \$5.00 per issue.

Gateway GTO Club Information

The Gateway GTO Association was initially formed in the summer of 1984 by a group of seven. They all had a common interest in the Original Muscle Car, the Pontiac GTO. As a form of communication we publish a monthly newsletter called "The Hood Scoop". The purpose of this newsletter is to keep our members informed of all upcoming activities as well as providing interesting event coverage. The club meets every first Thursday of the month at Gingham's, 1566 Country Club Plaza Drive, St. Charles, MO 63303

The yearly dues for Gateway GTO is \$20. The dues are due by the Pizza Party in January. All Gateway GTO members must be a member in good standing with GTOAA. You are allowed to have one associate member.

Gateway GTO Association Photo Album

If you have photos of past events or if you take pictures of future events that you think would be good for our Photo Album, please send them to the newsletter editor.

The Hood Scoop is published as an informative news bulletin to keep our members up to date on past, present, and future events.

Advertising is free for members in good standing.

Advertising rates for non members are:

\$100 – Full page (Color or Black and White) ad in monthly *Hoodscoop* newsletter for 12 months, your logo on our Website Sponsor page, and a link to your website from our Related Website Link space.

\$50 – ½ page (Color or Black and White) ad in our monthly *Hoodscoop* newsletter for 12 months, your logo on our Website Sponsor page, and a link to your website from our Related Website Link space.

\$25 – Business Card (Color or Black and White) ad in our monthly *Hoodscoop* newsletter for 12 months, your logo on our Website Sponsor page, and a link to your website from our Related Website Link space.



The Gateway GTO Association
is an official chapter of the
GTO Association of America
www.gtoaa.org

Visit us at
www.gatewaygto.org or
www.gatewaygto.com

644 Emge Road
O'Fallon, MO 63366

